



# EPILOG

## LEGEND EXT

### Technical Specifications

Max Engraving Area	36" x 24" (914 x 609mm)
Max Material Thickness	12" (304mm). Remove table for 14" (355mm) depth and _ x _ ( _ x _ mm) engraving area.
Standard Features	Air Assist, Auto Focus, Red Dot Pointer, Integrated Vector Grid & Vacuum Table, 2" (51mm) Focus Lens, Relocateable Home
Intelligent Memory Buffer	Store unlimited Files up to 64 MB. Rolling buffer allows files of any size to be engraved.
Operating Modes	Optimized raster engraving, vector cutting, or combined raster/vector mode.
Motion Control	High-speed, continuous loop, brushless DC servomotors using linear and rotary encoding technology for precise positioning.
Laser Source	State-of-the-art, digitally controlled, air-cooled CO <sub>2</sub> laser tubes are fully modular, permanently aligned, and field replaceable/upgradeable.
X-Axis Bearings	Ground and polished stainless steel NeverWear™ bearing system.
Belts	Advanced B-style doublewide Kevlar precision drive belts.
Resolution	User controlled choice from 75 to 1200 dpi.
Speed/Power Control	Computer or machine controlled speed and power in 1% increments to 100%. Vector color mapping links speed and power settings to any RGB color.
Print Interface	10 Base T Ethernet or USB connection. Compatible with Windows XP/2000.
Size	50.5" W x 43.25 H x 33.5"D (1282 x 1098 x 851mm)
Electrical Requirements	Auto-switching power supply accommodates 110 to 240 volt, 50 or 60 Hz, single phase, 15 amp AC.
Ventilation	External exhaust to the outside required. There are 2 output ports, each 4" in diameter.
Safety	IEC Class 3R

# EPILOG

## LEGEND EXT




The  
All New!  
**EPILOG**  
**Legend 36EXT**

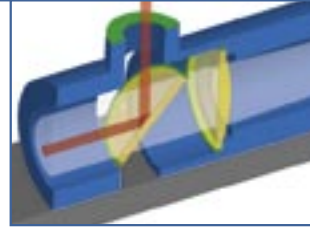
500 Corporate Circle, Suite L  
Golden, CO 80401  
Toll Free 888-437-4564  
303-277-1188  
sales@epiloglaser.com  
www.epiloglaser.com




## HyperDrive™ Technology



## Radiance™ Optics



## Integrated Vector Grid



## Emergency Stop



### Legend 36 EXT

Introducing an exciting addition to Epilog's product line, the Legend 36 EXT! Setting new standards in engraving and cutting quality, the new EXT offers so much more performance in one system, that nothing else even comes close.

The 36 EXT is the only system to incorporate everything below:

- 1) NeverWear™ stainless steel bearings
- 2) Radiance™ high energy optics
- 3) Brushless DC Servo motors
- 4) 1200 DPI engraving resolution
- 5) 36" X 24" (914 x 609mm) engraving work area
- 6) Engrave on items up to 14" (355mm) thick

### Radiance™ High Energy Optics

To enhance the natural characteristics of the CO<sub>2</sub> laser beam, Epilog has developed our Radiance™ high energy optics system. These specialized optics shape and refine the laser beam to create the best possible beam profile for engraving and cutting applications. Included as standard equipment, Radiance optics produce remarkable detail unlike anything you've ever seen before!

### HyperDrive Technology

The HyperDrive advanced motion control software precisely coordinates the firing of the laser beam to the position of the carriage, so the resulting spot is accurately positioned regardless of speed, length of stroke, or power of the laser. What does this mean to Epilog owners? It means you will have the most robust, accurate motion control system in the industry with the ability to produce at maximum levels of speed.

### Large Work Area

If it's a large work area you're looking for, the Legend 36 EXT is the system for you! With an oversized 36" x 24" (914 x 609mm) engraving and cutting area, you can accept the largest engraving jobs. Engraving multiple items? Set them up across the entire table to take full advantage of our industry leading engraving speeds. Epilog's high quality optics and motion control systems provide you with detailed engraving across the entire table.



### Enclosed Linear Encoders

One of the reasons that Epilog lasers are recognized as producing the best engraving quality is our use of linear encoders. Linear encoders are simple, yet sophisticated devices that provide our laser systems with unmatched accuracy, repeatability and precision. At 1200 DPI engraving capability, Epilog offers the highest resolution in the industry.

### Integrated Vector Grid

Epilog's integrated vector grid and vacuum table come standard with the EXT to make vector cutting everything from paper to wood as easy as possible.

### Made in the USA Quality

Since 1988, Epilog Laser has focused on designing and manufacturing world-class laser systems. With corporate headquarters based at the foothills of the Rocky Mountains, Epilog's name is known throughout the world for innovative laser system technology and unsurpassed commitment to customer service.

