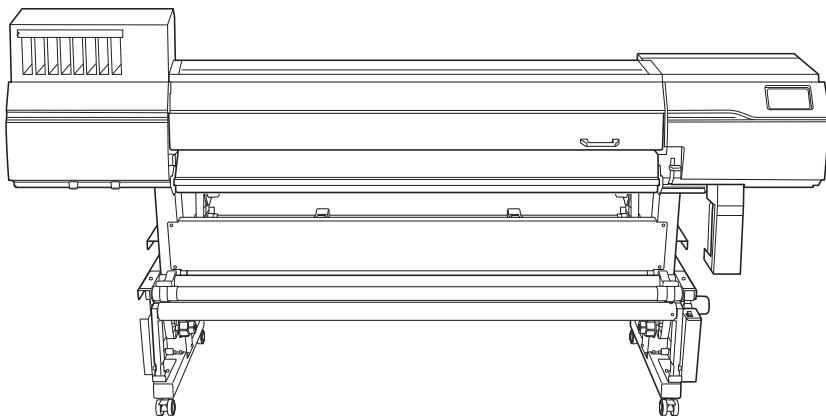


TrueVIS VG4-640/VG4-540

Safety Precautions



R1-260116

Contents

Usage Precautions	2
To Ensure Safe Use.....	3
This Is a Heavy Machine	4
Incorrect Operation May Cause Injury.....	5
Danger of Electrical Short, Electrical Shock, or Fire.....	6
Danger of Fire, Burns, or Toxic Gas Emissions	8
Ink, Cleaning Liquid, and Discharged Fluid Are Flammable and Toxic	9
Warning Labels.....	11
Other important notes	13
Disclaimers and Standard Information.....	14



Usage Precautions

To Ensure Safe Use	3
This Is a Heavy Machine	4
Incorrect Operation May Cause Injury	5
Danger of Electrical Short, Electrical Shock, or Fire	6
Danger of Fire, Burns, or Toxic Gas Emissions	8
Ink, Cleaning Liquid, and Discharged Fluid Are Flammable and Toxic	9
Warning Labels.....	11




To Ensure Safe Use

Improper handling or operation of this machine may result in injury or damage to property. Points that must be observed to prevent such injury or damage are described as follows.

Meaning of ⚠ WARNING and ⚠ CAUTION







 WARNING	Used for instructions intended to alert the user to the risk of death or severe injury should the unit be used improperly.
 CAUTION	Used for instructions intended to alert the user to the risk of injury or material damage should the unit be used improperly. *Material damage refers to damage or other adverse effects caused with respect to the home and all its furnishings as well as to domestic animals or pets.

About the Symbols

	The ⚠ symbol alerts the user to important instructions or warnings. The specific meaning of the symbol is determined by the design contained within the ⚠ symbol. The symbol at left means "danger of electrical shock."
	The ⚡ symbol alerts the user to items that must never be carried out (are forbidden). The specific meaning of the symbol is determined by the design contained within the ⚡ symbol. The symbol at left means the unit must never be disassembled.
	The ● symbol alerts the user to things that must be carried out. The specific meaning of the symbol is determined by the design contained within the ● symbol. The symbol at left means the power-cord plug must be unplugged from the outlet.






This Is a Heavy Machine

 **WARNING**







	<p>Entrust operations such as transportation, unloading, and emplacement to trained professionals. Suitable equipment and technical skills are required in handling the machine. Tasks that require undue effort may result in a major accident.</p>
	<p>Install the machine in a location that is level, stable, and able to bear the weight of the machine after checking the weight of the machine in the operation manual on the installation of the machine. Installation in an unsuitable location may cause a major accident, including tip over, fall, or collapse.</p>
	<p>Unloading and emplacement are operations that must be performed by the specified number of the workers or more as referring to the operation manual on the installation of the machine. Tasks that require undue effort when performed by a small number of persons may result in physical injury. Also, if dropped, such items may cause injury.</p>
	<p>Be sure to lock the stand's casters. If the machine should begin to topple, a major accident may result, including crushing of the parts of your body.</p>
	<p>Handling roll media is an operation that must be performed by 2 persons or more, and care must be taken to prevent falls. Attempting to lift heavy media in a manner that taxes your strength may cause physical injury. Also, if dropped, such items may cause injury.</p>
	<p>When storing roll media, implement adequate safety measures to ensure that the stored media will not roll, fall, or topple over. Danger exists of becoming pinned under the media and suffering serious injury.</p>

Incorrect Operation May Cause Injury

WARNING











	<p>Be sure to follow the operation procedures described in this machine's documentation. Never allow anyone unfamiliar with the usage or handling of the machine to touch it.</p> <p>Incorrect usage or handling may lead to an accident.</p>
	<p>Keep children away from the machine.</p> <p>The machine includes areas and components that pose a hazard to children and may result in injury, blindness, choking, or other serious accident.</p>
	<p>Never operate the machine while tired or after ingesting alcohol or any medication.</p> <p>Operation requires unimpaired judgment. Operating with impaired judgment may result in an accident.</p>
	<p>Always unplug the power cord when attaching or removing parts and optional parts and when performing cleaning or maintenance that does not require the machine to be connected to a power source.</p> <p>Attempting such operations while the machine is connected to a power source may result in injury or electrical shock.</p>
	<p>Never attempt to disassemble, repair, or modify the machine.</p> <p>Doing so may result in fire, electrical shock, or injury. Entrust repairs to a trained service technician.</p>

CAUTION

	<p>Conduct operations in a clean, brightly lit location.</p> <p>Working in a location that is dark or cluttered may lead to an accident, such as becoming caught in the machine as the result of an inadvertent stumble.</p>
	<p>Never climb or lean on the machine.</p> <p>The machine is not made to support a person. Climbing or leaning on the machine may dislodge components and cause a slip or fall, resulting in injury.</p>
	<p>Caution: cutting tool.</p> <p>This machine has a cutting tool. To avoid injury, handle the tool with care.</p>
	<p>Never attempt operation while wearing a necktie, necklace, or loose clothing. Bind long hair securely.</p> <p>Such items may become caught in the machine, resulting in injury.</p>
	<p>Exercise caution to avoid being pinched or becoming caught.</p> <p>Inadvertent contact with certain areas may cause the hand or fingers to be pinched or become caught. Use care when performing operations.</p>
	<p>Caution: sharp components.</p> <p>This machine contains areas that are sharp. To avoid injury, exercise caution.</p>

Danger of Electrical Short, Electrical Shock, or Fire

WARNING

	<p>Handle the power cord, plug, and electrical outlet correctly and with care. Never use any article that is damaged. Using a damaged article may result in fire or electrical shock.</p>
	<p>When using an extension cord or power strip, use one that adequately satisfies the machine's ratings (for voltage, frequency, and current). Use of multiple electrical loads on a single electrical outlet or of a lengthy extension cord may cause fire.</p>
	<p>Connect to an electrical outlet that complies with this machine's ratings (for voltage, frequency, and current). Incorrect voltage or insufficient current may cause fire or electrical shock.</p>
	<p>Connect to ground. This can prevent fire or electrical shock due to current leakage in the event of malfunction.</p>
	<p>Never use outside or in any location where exposure to water or high humidity may occur. Do not touch the power cord, plug, or electrical outlet with wet hands. Doing so may result in fire or electrical shock.</p>
	<p>Never place any flammable object nearby. Never use a combustible aerosol spray nearby. Never use in any location where gases can accumulate. Combustion or explosion could occur.</p>
	<p>Never allow any foreign object to get inside. Never place liquids on the machine or expose it to liquid spills. Inserting objects such as coins or matches or allowing beverages to be spilled into the ventilation ports may result in fire or electrical shock. If anything gets inside, immediately disconnect the power cord and contact your authorized dealer.</p>
	<p>Position the machine so that the power plug is within immediate reach at all times. This is to enable quick disconnection of the power plug in the event of an emergency. Install the machine next to an electrical outlet. Also, provide enough empty space to allow immediate access to the electrical outlet.</p>
	<p>If sparks, smoke, burning odors, unusual sounds, or abnormal operation occur, immediately unplug the power cord. Never use if any component is damaged. Continuing to use the machine may result in fire, electrical shock, or injury. Contact your authorized dealer.</p>
	<p>Do not use the supplied power cord for other products.</p>

	<p>Never use the machine for any purpose for which it is not intended, or use the machine in an excessive manner that exceeds its capacity. Doing so may result in injury or fire.</p>
	<p>For accessories (optional and consumable items, power cord, and the like), use only genuine articles compatible with this machine. Incompatible items may lead to an accident.</p>

IMPORTANT


Important notes about the power cord, plug, and electrical outlet



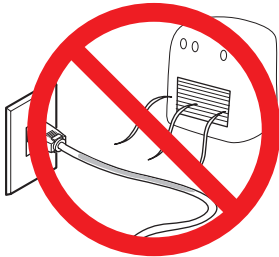
Never place any object on top or subject to damage.




Never allow to get wet.



Never bend or twist with excessive force.



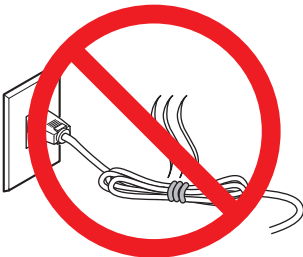
Never make hot.



Never pull with excessive force.



Dust may cause fire.



Never bundle, bind, or roll up.

Danger of Fire, Burns, or Toxic Gas Emissions

 **WARNING**



High Temperature

Areas such as the dryer become hot. Exercise caution to avoid burns.



Remove any loaded media or switch off the sub power when printing is not being performed.

The continued application of heat at a single location may cause the release of toxic gases from the media or pose a fire hazard.








Never use media that cannot withstand heat.



Doing so may degrade the media, or may result in fire or the release of toxic gases.

Ink, Cleaning Liquid, and Discharged Fluid Are Flammable and Toxic

⚠ WARNING

	<p>Keep open flame away from the work area. Ink and discharged fluid are flammable.</p>
	<p>Never store ink, cleaning liquid, or discharged fluid in any of the following locations.</p> <ul style="list-style-type: none"> • Any location exposed to open flame • Any location where high temperature may occur • Near bleach or any other such oxidizing agent or explosive material • Any location within the reach of children <p>Fire may be a danger. Accidental ingestion by children may pose a health hazard.</p>
	<p>Never place an ink container (such as a cartridge or pouch) in fire. Ink may flow out, catch fire, and spread fire to other nearby objects.</p>
	<p>Never place cleaning liquid in fire. Cleaning liquid may flow out, catch fire, and spread fire to other nearby objects.</p>
	<p>Never drink or sniff ink, cleaning liquid, or discharged fluid, or allow them to come in contact with the eyes or skin. Doing so may be hazardous to your health.</p>

⚠ CAUTION

	<p>Ensure adequate ventilation for the work area. Failing to perform ventilation may result in a health hazard or danger of combustion due to ink fumes.</p>
	<p>Never allow an ink container (such as a cartridge or pouch) to be subjected to impact, and never attempt to disassemble. Ink may leak.</p>

IMPORTANT

Refer to the appropriate safety data sheet (SDS) for the following items related to the ink, cleaning liquid.

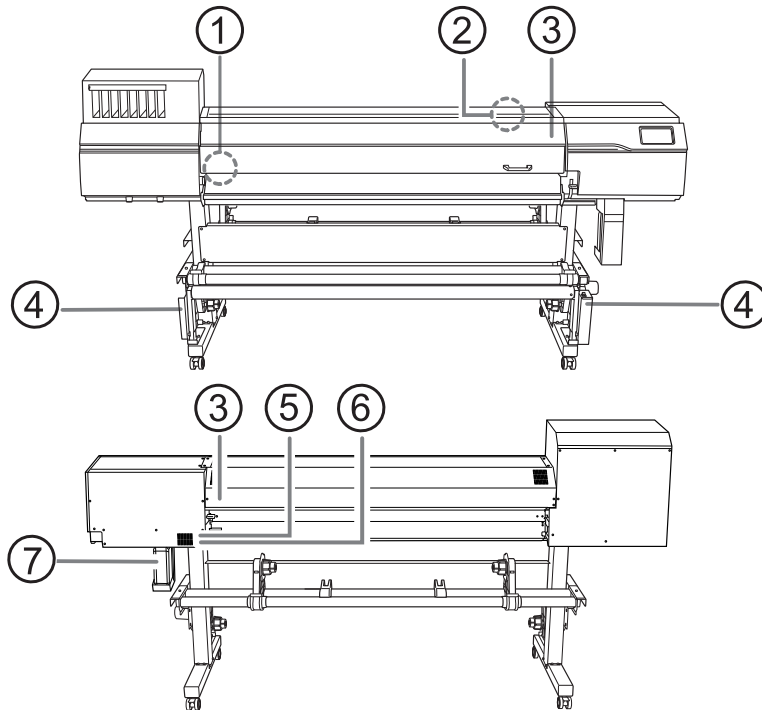
- Hazards of the included chemical substances
- Handling
- Emergency measures when these toxic substances get on the skin or in the eyes





<https://www.rolanddg.com/en/about-us/sustainability/safety-data-sheet>






Warning Labels

Warning labels are affixed to the machine to make areas of danger immediately clear. The meanings of these labels are indicated below. Be sure to heed their warnings. Also, never remove the labels or allow them to become dirty.



①		<p>Caution: High Temperature The platen and dryer become hot. Exercise caution to avoid burns.</p>
②		<p>Caution: Pinching Hazard Be careful not to allow the fingers to become pinched when closing covers.</p>
③		<p>Caution: Moving Print Heads Never insert your hands or fingers into the gap. The print heads move at high speed and pose a hazard.</p>
④		<p>Caution: Pinching Hazard Be careful to prevent fingers from being pinched when handling the dancer roller.</p>

To Ensure Safe Use

⑤		Caution: High Voltage Removing the cover may result in high-voltage electric shock.
⑥		Caution: Heavy Object To prevent injury, handle the roll media with two or more people. Tasks that require undue effort when performed by a small number of persons may result in physical injury.
⑦		Flammable Ink and discharged fluid are flammable. Keep away from open flame.

Other important notes

Disclaimers and Standard Information 14

Disclaimers and Standard Information

Company names and product names are trademarks or registered trademarks of their respective holders.

Thank you very much for purchasing this product.

- To ensure correct and safe usage with a full understanding of this product's performance, please be sure to read through this guide completely.
- Unauthorized copying or transferal, in whole or in part, of this guide is prohibited.
- The specifications of this product and the contents of this guide are subject to change without notice.
- The guide and the product have been prepared and tested as much as possible. If you find any misprints or errors, please inform us.
- Roland DG Corporation assumes no responsibility for any direct or indirect loss or damage that may occur through use of this product, regardless of any failure to perform on the part of this product.
- Roland DG Corporation assumes no responsibility for any direct or indirect loss or damage that may occur with respect to any article made using this product.

This product is equipped with an "eT-Kernel Compact" eT-Kernel and a "PrConnect(R)/Pro" TCP/IP protocol stack, both made by eSOL Co., Ltd.

eT-kernel and PrConnect are registered trademarks of eSOL Co., Ltd.

Copyright (c) 2012 - 2013, Murata Manufacturing Co., Ltd. All rights reserved.

Redistribution and use in source and binary forms, with or without modification, are permitted provided that the following conditions are met:

- Redistributions in binary form must reproduce the above copyright notice, this list of conditions, and the following disclaimer in the documentation and/or other materials provided with the distribution.

THIS SOFTWARE IS PROVIDED BY THE COPYRIGHT HOLDERS AND CONTRIBUTORS "AS IS" AND ANY EXPRESS OR IMPLIED WARRANTIES, INCLUDING, BUT NOT LIMITED TO, THE IMPLIED WARRANTIES OF MERCHANTABILITY AND FITNESS FOR A PARTICULAR PURPOSE ARE DISCLAIMED. IN NO EVENT SHALL THE COPYRIGHT HOLDER OR CONTRIBUTORS BE LIABLE FOR ANY DIRECT, INDIRECT, INCIDENTAL, SPECIAL, EXEMPLARY, OR CONSEQUENTIAL DAMAGES (INCLUDING, BUT NOT LIMITED TO, PROCUREMENT OF SUBSTITUTE GOODS OR SERVICES; LOSS OF USE, DATA, OR PROFITS; OR BUSINESS INTERRUPTION) HOWEVER CAUSED AND ON ANY THEORY OF LIABILITY, WHETHER IN CONTRACT, STRICT LIABILITY, OR TORT (INCLUDING NEGLIGENCE OR OTHERWISE) ARISING IN ANY WAY OUT OF THE USE OF THIS SOFTWARE, EVEN IF ADVISED OF THE POSSIBILITY OF SUCH DAMAGE.

NOTICE

Grounding Instruction

- In the event of a malfunction or breakdown, grounding provides a path of least resistance for electric current to reduce the risk of electric shock. This tool is equipped with an electric cord having an equipment-grounding conductor and a grounding

plug. The plug must be plugged into a matching outlet that is properly installed and grounded in accordance with all local codes and ordinances.

- Do not modify the plug provided - if it will not fit the outlet, have the proper outlet installed by a qualified electrician.
- Improper connection of the equipment-grounding conductor can result in a risk of electric shock. The conductor with insulation having an outer surface that is green with or without yellow stripes is the equipment-grounding conductor. If repair or replacement of the electric cord or plug is necessary, do not connect the equipment-grounding conductor to a live terminal.
- Check with a qualified electrician or service personnel if the grounding instructions are not completely understood, or if in doubt as to whether the tool is properly grounded.
- Use only 3-wire extension cords that have 3-prong grounding plugs and 3-pole receptacles that accept the tool's plug.
- Repair or replace damaged or worn cord immediately.

For the USA

FEDERAL COMMUNICATIONS COMMISSION RADIO FREQUENCY INTERFERENCE STATEMENT

Responsible Party: Roland DGA Corporation

Address: 15363 Barranca Parkway Irvine, CA 92618, U.S.A.

Telephone: 949-727-2100

Type of Equipment: Printer

Model Name: VG4-640 VG4-540

NOTE:

This equipment has been tested and found to comply with the limits for a Class A digital device, pursuant to part 15 of the FCC Rules. These limits are designed to provide reasonable protection against harmful interference when the equipment is operated in a commercial environment. This equipment generates, uses, and can radiate radio frequency energy and, if not installed and used in accordance with the instruction manual, may cause harmful interference to radio communications. Operation of this equipment in a residential area is likely to cause harmful interference in which case the user will be required to correct the interference at his own expense.

This device complies with part 15 of the FCC Rules. Operation is subject to the following two conditions: (1) This device may not cause harmful interference, and (2) this device must accept any interference received, including interference that may cause undesired operation.

FCC CAUTION

Changes or modifications not expressly approved by the party responsible for compliance could void the user's authority to operate the equipment.

Use only I/O cables that have been designed and manufactured specifically for this device.

For Canada

CAN ICES-3 (A)/NMB-3(A)

For EU Countries

⚠ WARNING

Operation of this equipment in a residential environment could cause radio interference.

For EU Countries



Manufacturer:

ROLAND DG CORPORATION

1-1-2 Shinmiyakoda, Hamana-ku, Hamamatsu-shi, Shizuoka-ken, 431-2103 JAPAN

The importer in the EU:

Roland DG EMEA N.V.

Bell Telephonelaan 2G, 2440 Geel, Belgium

For UK



Manufacturer:

ROLAND DG CORPORATION

1-1-2 Shinmiyakoda, Hamana-ku, Hamamatsu-shi, Shizuoka-ken, 431-2103 JAPAN

The importer in the UK:

Roland DG (U.K.) Ltd.

Dominions House Lime Kiln Close, Stoke Gifford, Bristol, England, BS34 8SR, United Kingdom

For EU Countries



This product must be disposed of separately at your local waste recycling center. Do not dispose of in household waste bin.



Lever dit product in bij een lokaal afvalverzamelpunt. NIET met normaal huishoudelijk afval afvoeren.



Bitte führen Sie dieses Produkt separat Ihrer örtlichen Entsorgungsstelle zu. Bitte nicht mit dem normalen Hausmüll entsorgen.



Dette Produkt skal smides særskilt væk på den lokale affalds- og genbrugsstation. Må ikke smides ud sammen med almindeligt husholdningsaffald.



Ne jetez pas le produit avec vos ordures ménagères. Portez-le dans un centre recyclage des déchets.



Tätä tuotetta ei saa hävittää normaalien talousjätteiden mukana, vaan se on toimitettava ongelmajätteiden keräilypisteeseen hävitettäväksi.



Questo prodotto deve essere smaltito negli appositi contenitori per la raccolta differenziata, non buttare nel cestino dei rifiuti casalinghi.



Produkten måste kasseras separat på din lokala återvinningscentral. Släng inte produkten tillsammans med hushållssoporna.



Este producto debe devolverse al centro de reciclaje más cercano a su domicilio para su correcta eliminación. No lo tire a la basura.



Μην πετάξετε το αντικείμενο αυτό στο καλάθι των απορριμμάτων. Αφαιρέστε τις μπαταρίες και προσκομίστε το στο τοπικό κέντρο ανακύκλωσης.



Deite fora separadamente este produto no seu centro de reciclagem local. Não o deite fora no seu caixote do lixo.

For California

⚠ WARNING

This product can expose you to chemicals including lead, which is known to the State of California to cause cancer and birth defects or other reproductive harm.

For more information go to www.P65Warnings.ca.gov.

For China

产品中有害物质的名称及含有的信息表

部件名称	有毒有害物质或元素									
	铅 (Pb)	汞 (Hg)	镉 (Cd)	六价铬 (Cr (VI))	多溴联苯 (PBB)	多溴二苯醚 (PBDE)	邻苯二甲酸二正丁酯 (DBP)	邻苯二甲酸二异丁酯 (DIBP)	邻苯二甲酸丁酯 (BBP)	邻苯二甲酸二(2-乙基)己酯 (DEHP)
印刷电路板	×	○	○	○	○	○	○	○	○	○
头部	×	○	○	○	○	○	○	○	○	○
壳体、底架	×	○	○	○	○	○	○	○	○	○
电源	×	○	○	○	○	○	○	○	○	○
其他 (电缆、附件等)	×	○	○	○	○	○	○	○	○	○

注1: ○:表示该有害物质在该部件所有均质材料中的含量均不超出电器电子产品有害物质限制使用国家标准要求。
 ×:表示该有害物质至少在该部件的某一均质材料中的含量超出电器电子产品有害物质限制使用国家标准要求。
 注2: 以上未列出的部件,表明其有害物质含量均不超出电器电子产品有害物质限制使用国家标准要求。

环保使用期限



此标志适用于在中国国内销售的电子信息产品,表示环保使用期限的年数。
 所谓环保使用期限是指在自制造日起的规定期限内,产品中所含的有害物质不致引起环境污染,不会对人身、财产造成严重的不良影响。
 环保使用期限仅在遵照产品使用说明书,正确使用产品的条件下才有效。
 不当的使用,将会导致有害物质泄漏的危险。

 **Roland**